

DEBIT CARD MAZE

Find your way through the maze by making smart money moves with your debit card!

SAFE SPENDING ZONE



PIN PRIVATE

 **Extra Fees Ahead!**
Try to use your Credit Union's ATM to avoid fees.

SHARED PIN

 **Oops!** Sharing your PIN isn't safe. Only you should know it!



★ **Nice Choice!** You tracked your spending and stayed on budget!



SPEND ONLY WHAT YOU HAVE

★ **Making smart choices,** you can use your debit card responsibly!




★ **Good Job!** You kept your PIN a secret!

★ **Awesome!** You reported your lost card immediately

OVERSPENDING


USE CREDIT UNION ATM


NON-CREDIT UNION ATM

 **Watch out!** Losing your card can lead to trouble. Always keep it safe!



LOST CARD



 **Uh-oh!** You overspent! With a debit card, you should only spend what you have.

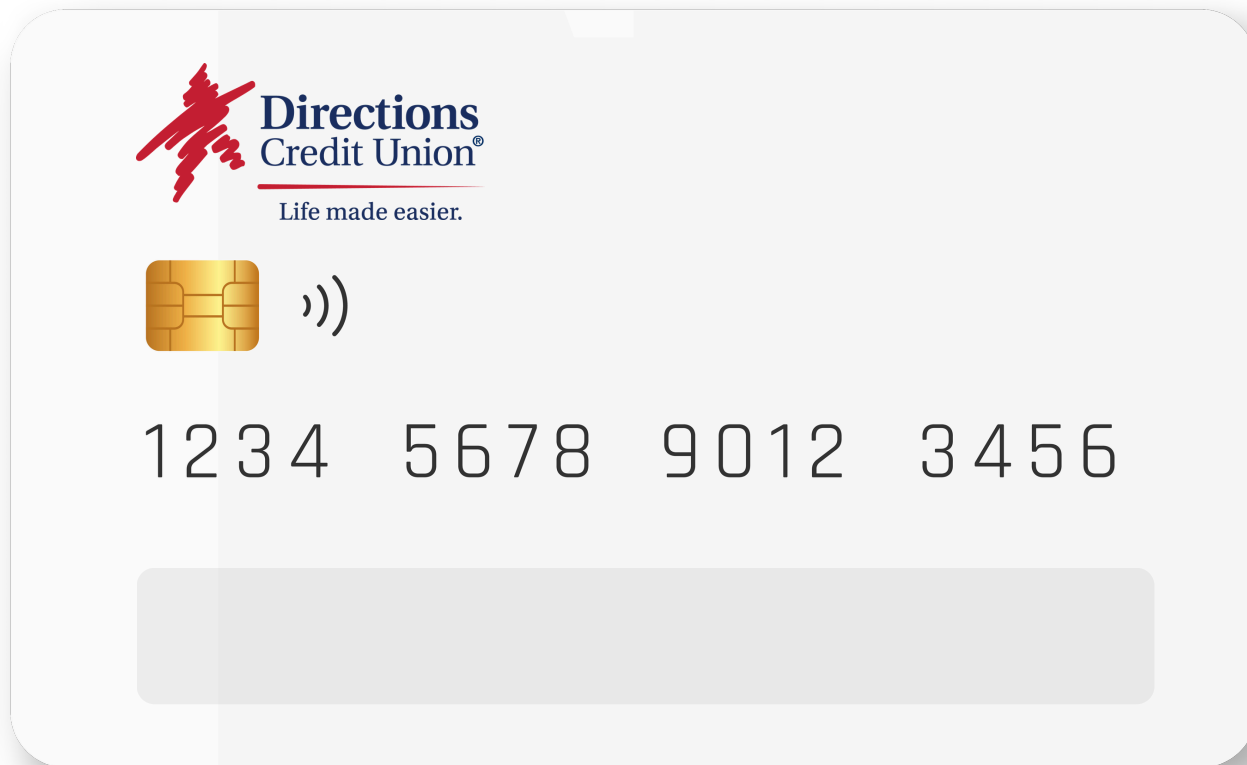
★ **Smart Move!** You used your Credit Union's ATM to avoid extra fees!

REPORT LOST CARD

DEBIT CARD SAFETY TIPS

- ✓ **Keep Your PIN Private:**
Never share it with anyone.
- ✓ **Use Credit Union ATMs:**
To avoid fees, try to use your Credit Union's ATMs.
- ✓ **Spend Only What You Have:**
Remember, a debit card is like cash—when it's gone, it's gone!
- ✓ **Report Lost Cards Immediately:**
If you lose your card, tell an adult or your Credit Union right away.

DESIGN YOUR OWN DEBIT CARD



Instructions:

1. Draw and color your own debit card
2. Add your name at the space provided at the bottom part of the card